



Oklahoma Transfer Student Progression at a Glance

Presented by: Stephanie Baird, Ph.D.
Associate Vice Chancellor for System Analysis and Reporting
Oklahoma State Regents for Higher Education



Tracking Statewide Transfer Data



OSRHE's Unitized Data System (UDS) collects system-wide progression data on every student.

- ▶ **Progression** indicates retention or graduation into the next fall semester
 - ▶ Fall-to-fall transfer data (not semester-to-semester)
 - ▶ Does not distinguish among degree-seeking statuses
- ▶ Our dataset for today:
 - ▶ Fall 2017 **First-Time Entering** students (31,528 total students)
 - ▶ **Six-year** progression outcomes (retention or graduation)
 - ▶ Differentiates between **first-time transfers** and **total transfers** (“swirlers”)



Statewide Transfer Institution Matrix

Where are students transferring within our state system of higher education?



OKLAHOMA STATE REGENTS
FOR HIGHER EDUCATION

Improving our future by degrees

To which four-year institutions did two-year students transfer?



Originating Institution	Transfer Institution 1	Transfer Institution 2	Transfer Institution 3
Carl Albert State College	Northeastern State University	University of Central Oklahoma	ECU / OSU
Connors State College	Northeastern State University	Oklahoma State University	Rogers State University
Eastern Oklahoma State College	SE Oklahoma State University	Oklahoma State University	East Central University
Murray State College	SE Oklahoma State University	East Central University	Oklahoma State University
NE Oklahoma A&M College	Oklahoma State University	Northeastern State University	Rogers State University
Northern Oklahoma College	Oklahoma State University	University of Central Oklahoma	NW Oklahoma State University
Oklahoma City Community College	University of Central Oklahoma	University of Oklahoma	Oklahoma State University
OSU – Oklahoma City	University of Central Oklahoma	Oklahoma State University	University of Oklahoma
OSUIT – Okmulgee	Northeastern State University	Oklahoma State University	East Central University
Redlands Community College	SW Oklahoma State University	University of Central Oklahoma	Oklahoma State University
Rose State College	University of Central Oklahoma	University of Oklahoma	Oklahoma State University
Seminole State College	East Central University	University of Central Oklahoma	Northeastern State University
Tulsa Community College	Oklahoma State University	Northeastern State University	University of Oklahoma
Western Oklahoma State College	University of Central Oklahoma	SW Oklahoma State University	Oklahoma State University

To which two-year institutions did four-year students transfer?



Originating Institution	Transfer Institution 1	Transfer Institution 2	Transfer Institution 3
Cameron University	Western Oklahoma State College	Oklahoma City Community College	Rose State College
East Central University	Murray State College	Seminole State College	Oklahoma City Community College
Langston University	Tulsa Community College	Oklahoma City Community College	Rose State College
Northeastern State University	Tulsa Community College	Connors State College	Carl Albert State College
NW Oklahoma State University	Northern Oklahoma College	OSU – Oklahoma City	MSC / OCCC
OK Panhandle State University	OSUIT / SSC	NE Oklahoma A&M College	CASC / OSU-OKC
Oklahoma State University	Tulsa Community College	Northern Oklahoma College	OSU – Oklahoma City
Rogers State University	Tulsa Community College	NE Oklahoma A&M College	NOC / OSUIT
SE Oklahoma State University	Murray State College	Eastern Oklahoma State College	OSUIT – Okmulgee
SW Oklahoma State University	Oklahoma City Community College	Redlands Community College	OSU – Oklahoma City
University of Central Oklahoma	Oklahoma City Community College	OSU – Oklahoma City	Rose State College
University of Oklahoma	Oklahoma City Community College	Tulsa Community College	Rose State College
University of Science & Arts of OK	Oklahoma City Community College	RCC / RSC	Northern Oklahoma College

To which public institutions did private institution students transfer?



Originating Institution	Transfer Institution 1	Transfer Institution 2	Transfer Institution 3
Bacone College (2-Year)	Northeastern State College	East Central University	CSC / LU
Mid-America Christian University	Oklahoma City Community College	University of Central Oklahoma	OSU-OKC / USAO
Oklahoma Baptist University	University of Central Oklahoma	OSU / OU	Rose State College
Oklahoma Christian University	University of Central Oklahoma	University of Oklahoma	Oklahoma City Community College
Oklahoma City University	University of Central Oklahoma	Oklahoma State University	University of Oklahoma
Randall University	Oklahoma City Community College	OSU / OSU-OKC	University of Central Oklahoma
The University of Tulsa	Tulsa Community College	Oklahoma State University	University of Oklahoma



Which institutions admitted the most transfer students overall?

Top 10 Transfer Institutions		Number of Transfer Students Progressed
1.	University of Central Oklahoma	2,294
2.	Oklahoma State University	2,188
3.	University of Oklahoma	1,544
4.	Northeastern State University	1,190
5.	OU Health Sciences Center	1,139
6.	Oklahoma City Community College	1,024
7.	Tulsa Community College	777
8.	OSU – Oklahoma City	577
9.	Rose State College	460
10.	SE Oklahoma State University	448

Over 18% of the cohort became transfer students by 2023.

5,778 of the 31,528 students in the Fall 2017 cohort became transfer students.
Each student transferred an average of 2.81 times, for a total of 16,220 transfers.

Which institutions admitted the most out-of-state transfer students overall?



Top 5 Institutions for <u>FIRST-TIME</u> Out-of-State Transfer Students	Number of <u>FIRST-TIME</u> Out-of-State Transfer Students Progressed
1. OU Health Sciences Center	103
2. Oklahoma State University	34
3. University of Oklahoma	29
4. Oklahoma City Community College	25
5. University of Central Oklahoma	22

Top 5 Institutions for <u>TOTAL</u> Out-of-State Transfer Students	Number of <u>TOTAL</u> Out-of-State Transfer Students Progressed
1. OU Health Sciences Center	260
2. Oklahoma State University	95
3. University of Oklahoma	78
4. University of Central Oklahoma	64
5. OU Law Center	40



Which institutions admitted the most Oklahoma's Promise transfer students?

Top 5 Institutions for OHLAP Transfer Students	Number of <u>FIRST-TIME</u> OHLAP Transfer Students Progressed	Number of <u>TOTAL</u> OHLAP Transfer Students Progressed
1. University of Central Oklahoma	137	400
2. Oklahoma State University	102	347
3. University of Oklahoma	89	259
4. Northeastern State University	85	251
5. Oklahoma City Community College	73	168

983 Oklahoma's Promise students became transfer students.

Each student transferred an average of 2.79 times, for a total of 2,742 transfers made by Oklahoma's Promise students.

How did female students vs. male students transfer?



First-Time Female Transfer Students		First-Time Male Transfer Students	
Top 5 Institutions	Number of Transfer Students Progressed	Top 5 Institutions	Number of Transfer Students Progressed
1. University of Central Oklahoma	460	1. Oklahoma State University	349
2. OU Health Sciences Center	361	2. University of Central Oklahoma	299
3. Oklahoma State University	334	3. University of Oklahoma	241
4. University of Oklahoma	259	4. Oklahoma City Community College	171
5. Northeastern State University	256	5. Northeastern State University	144



How did female students vs. male students transfer?

Total Female Transfer Students		Total Male Transfer Students	
Top 5 Institutions	Number of Transfer Students Progressed	Top 5 Institutions	Number of Transfer Students Progressed
1. University of Central Oklahoma	1,439	1. Oklahoma State University	1,095
2. Oklahoma State University	1,093	2. University of Central Oklahoma	855
3. OU Heath Sciences Center	960	3. University of Oklahoma	767
4. Northeastern State University	792	4. Oklahoma City Community College	401
5. University of Oklahoma	777	5. Northeastern State University	398

61% females (3,518 students) and 39% males (2,260 students) made up the Fall 2017 transfer cohort. Each of these students transferred an average of 2.8 times, for a total of 10,008 female transfers and 6,212 male transfers.



GPA After Transfer

What are the success rates of Oklahoma transfer students?



OKLAHOMA STATE REGENTS
FOR HIGHER EDUCATION

Improving our future by degrees

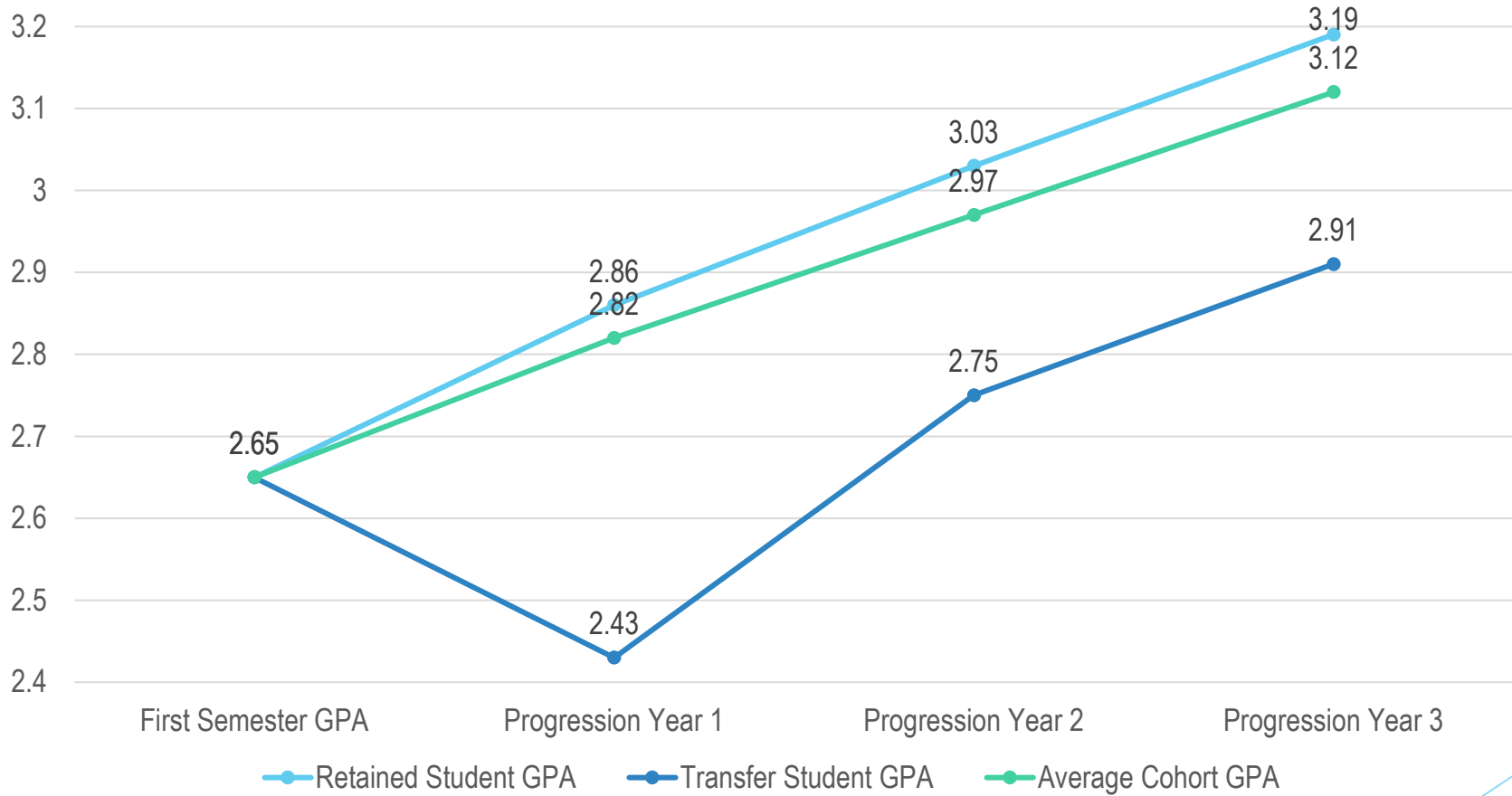


GPA and Progression for Transfer vs. Non-Transfer Students

GPA Indicator	First Semester GPA	Progression Year 1	Progression Year 2	Progression Year 3
Retained at same institution	2.65	2.86	3.03	3.19
Retained at other Oklahoma institution	2.65	2.43	2.75	2.91
Average Cohort GPA	2.65	2.82	2.97	3.12

Transfer student GPAs declined, while retained student GPAs increased. But GPAs for retained students didn't increase per student; rather, the average GPA for retained students increased because poor performers weren't retained the next year.

GPA and Progression for Transfer vs. Non-Transfer Students





How do full-time and part-time students perform when transferring or not?

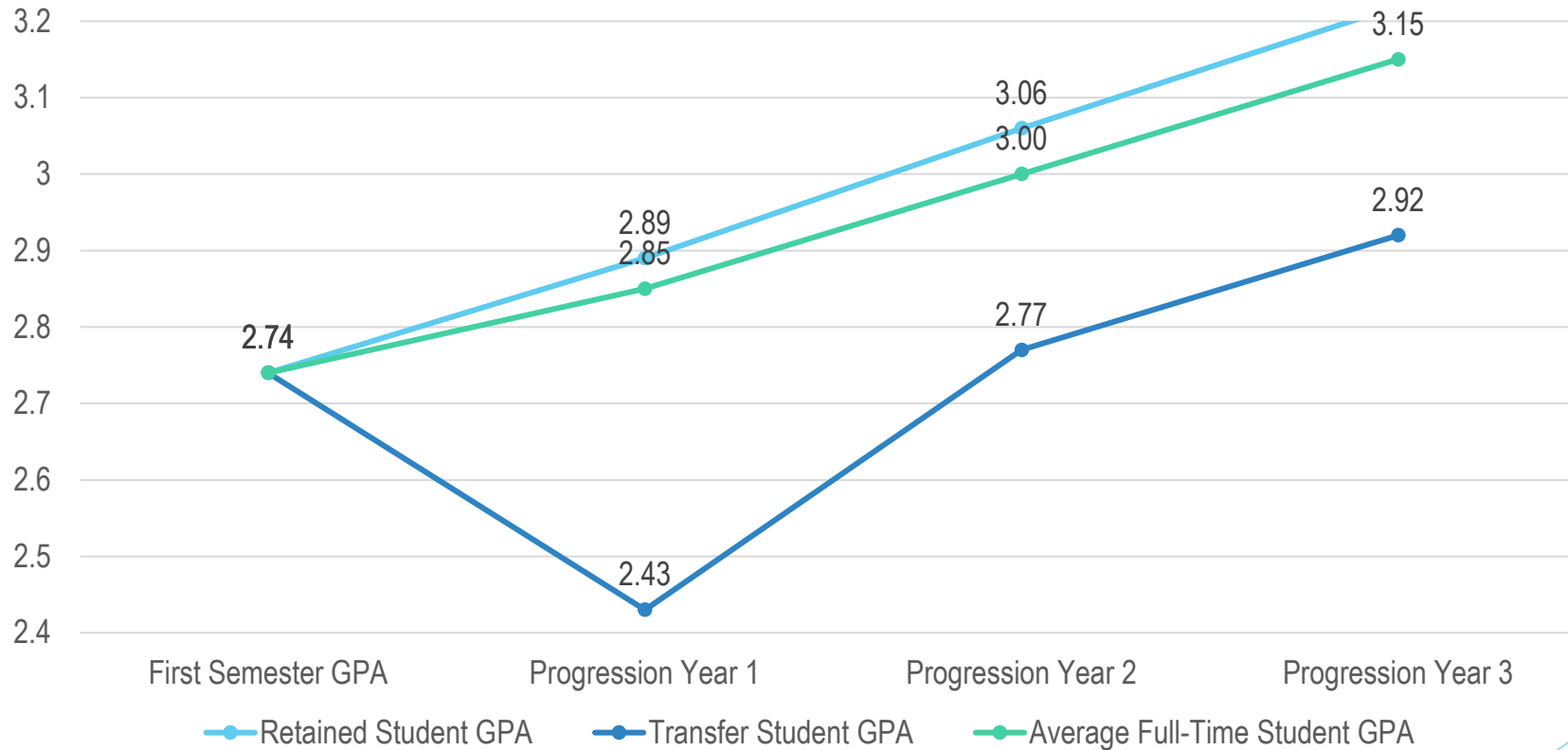
Full-Time GPA Indicator	First Semester GPA	Progression Year 1	Progression Year 2	Progression Year 3
Retained at same institution	2.74	2.89	3.06	3.22
Retained at other Oklahoma institution	2.74	2.43	2.77	2.92
Average Full-Time Student GPA	2.74	2.85	3.00	3.15

Part-Time GPA Indicator	First Semester GPA	Progression Year 1	Progression Year 2	Progression Year 3
Retained at same institution	2.27	2.62	2.79	2.96
Retained at other Oklahoma institution	2.27	2.41	2.61	2.85
Average Part-Time Student GPA	2.27	2.60	2.76	2.93



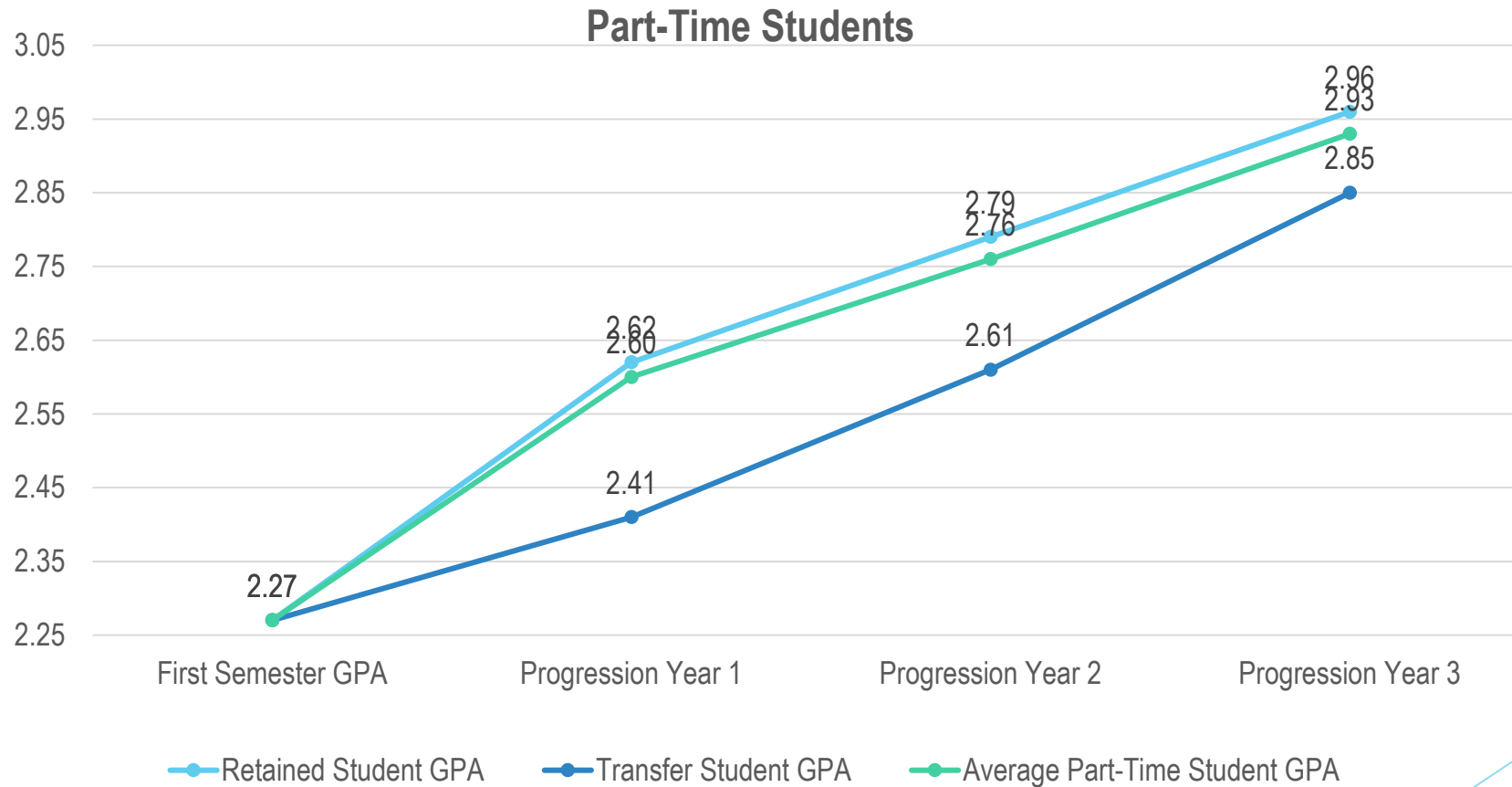
How do full-time and part-time students perform when transferring or not?

Full-Time Students





How do full-time and part-time students perform when transferring or not?

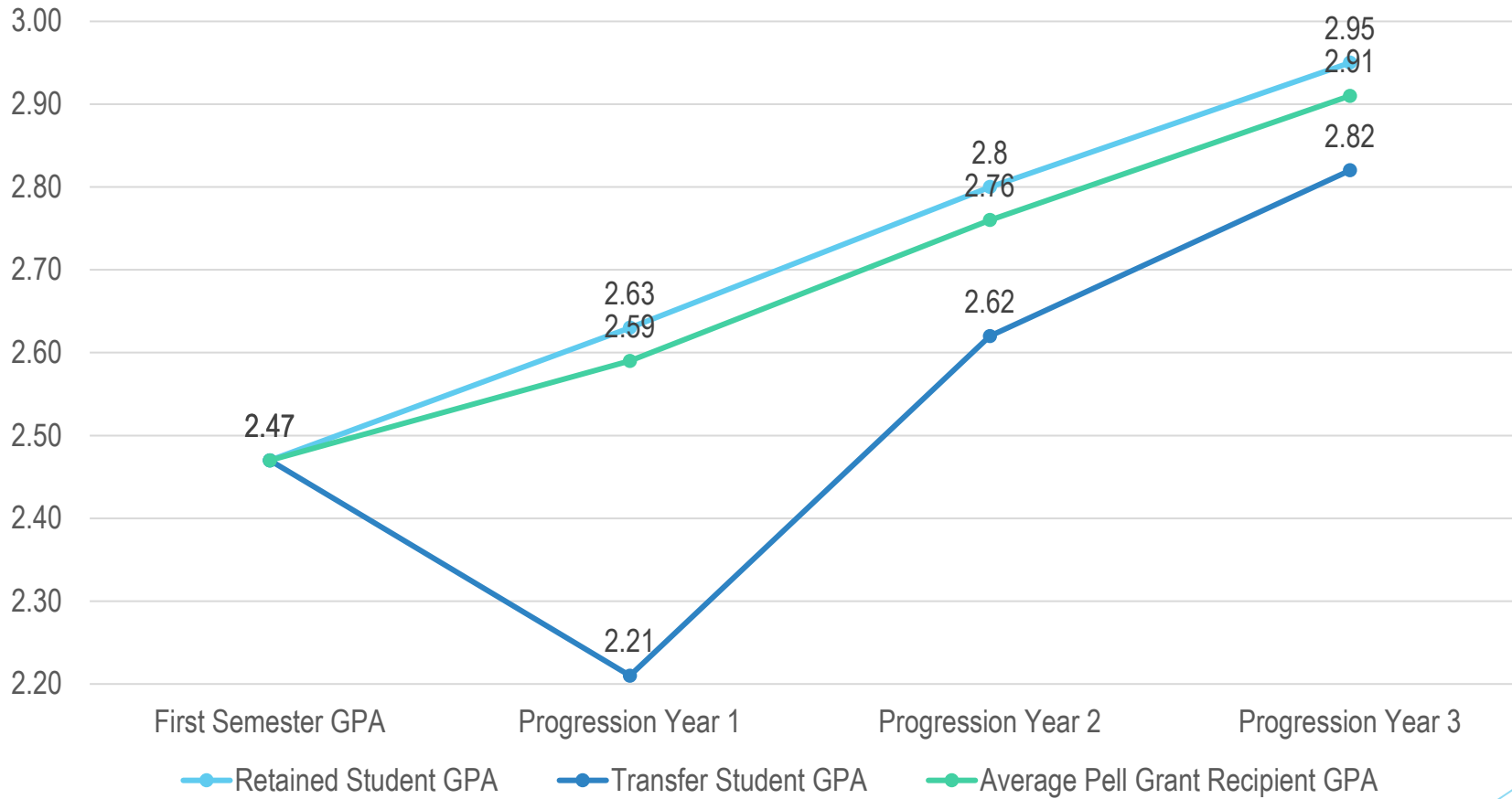


Pell Grant Recipient GPA



Pell Grant Recipient	First Semester GPA	Progression Year 1	Progression Year 2	Progression Year 3
Retained at same institution	2.47	2.63	2.80	2.95
Retained at other Oklahoma institution	2.47	2.21	2.62	2.82
Average Pell Grant Recipient GPA	2.47	2.59	2.76	2.91

Pell Grant Recipient GPA



GPA by Gender



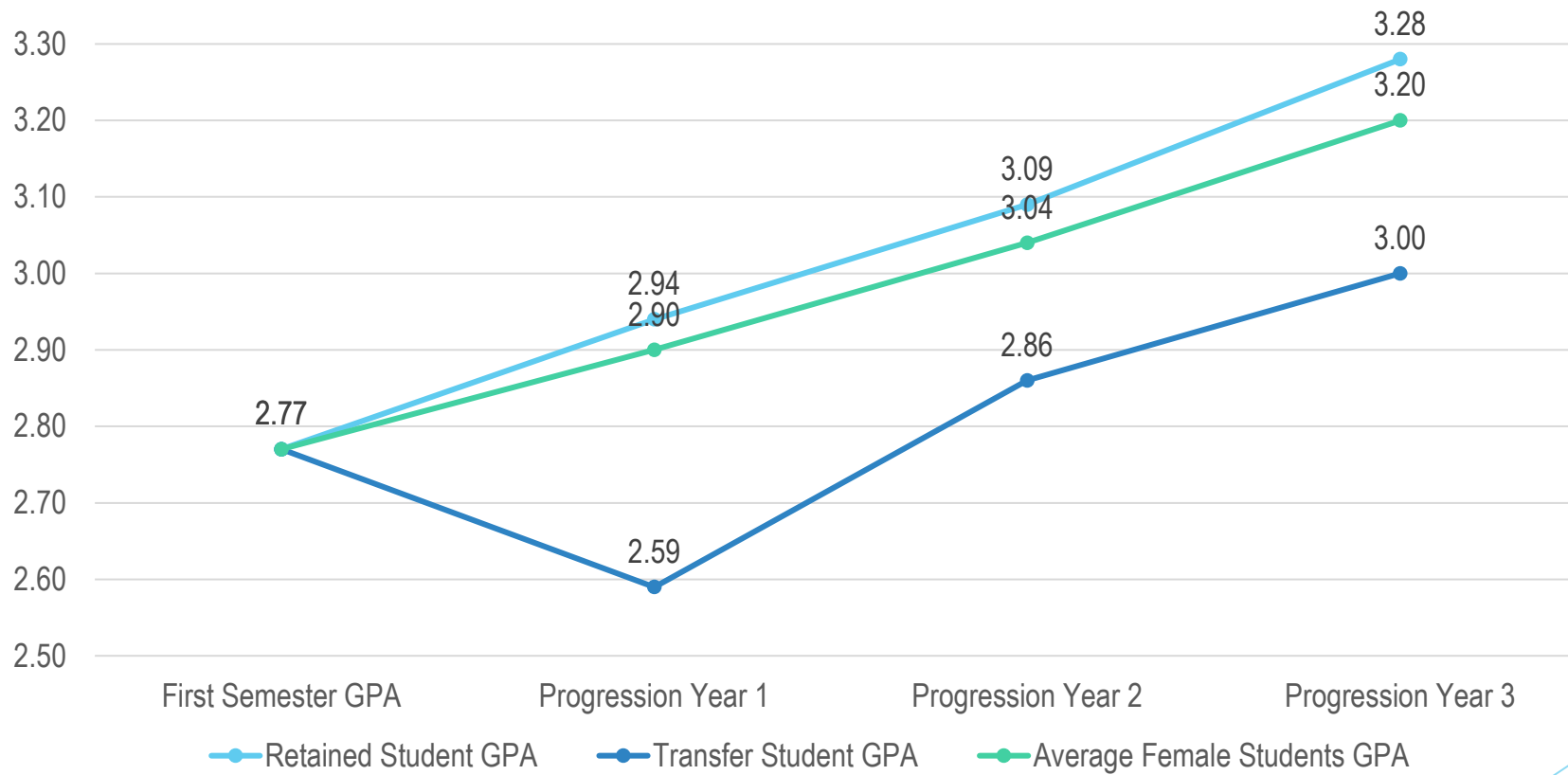
Female Students	First Semester GPA	Progression Year 1	Progression Year 2	Progression Year 3
Retained at same institution	2.77	2.94	3.09	3.28
Retained at other Oklahoma institution	2.77	2.59	2.86	3.00
Average Female Student GPA	2.77	2.90	3.04	3.20

Male Students	First Semester GPA	Progression Year 1	Progression Year 2	Progression Year 3
Retained at same institution	2.50	2.75	2.94	3.09
Retained at other Oklahoma institution	2.50	2.22	2.58	2.77
Average Male Student GPA	2.50	2.70	2.87	3.02

GPA by Gender



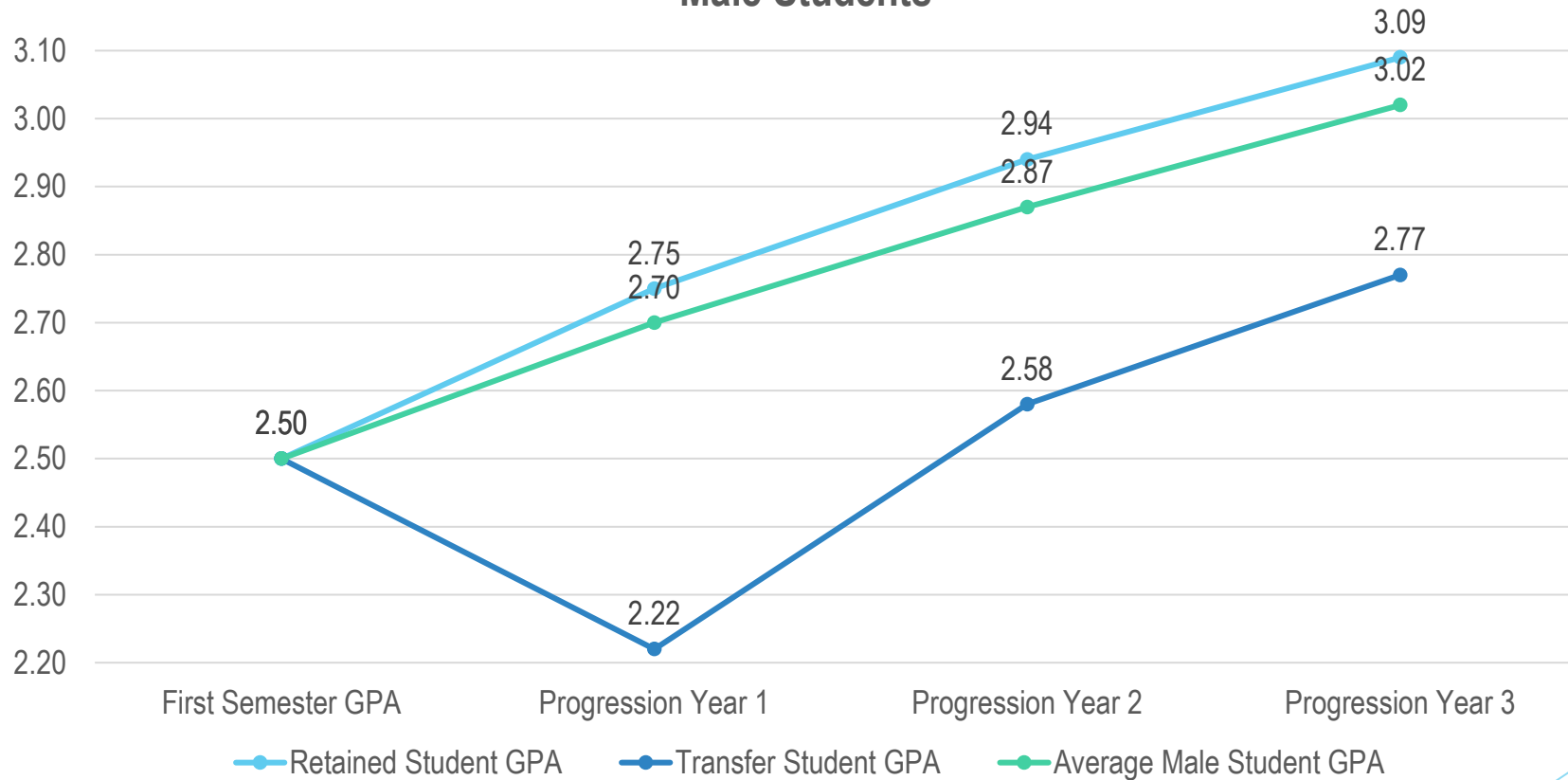
Female Students



GPA by Gender



Male Students



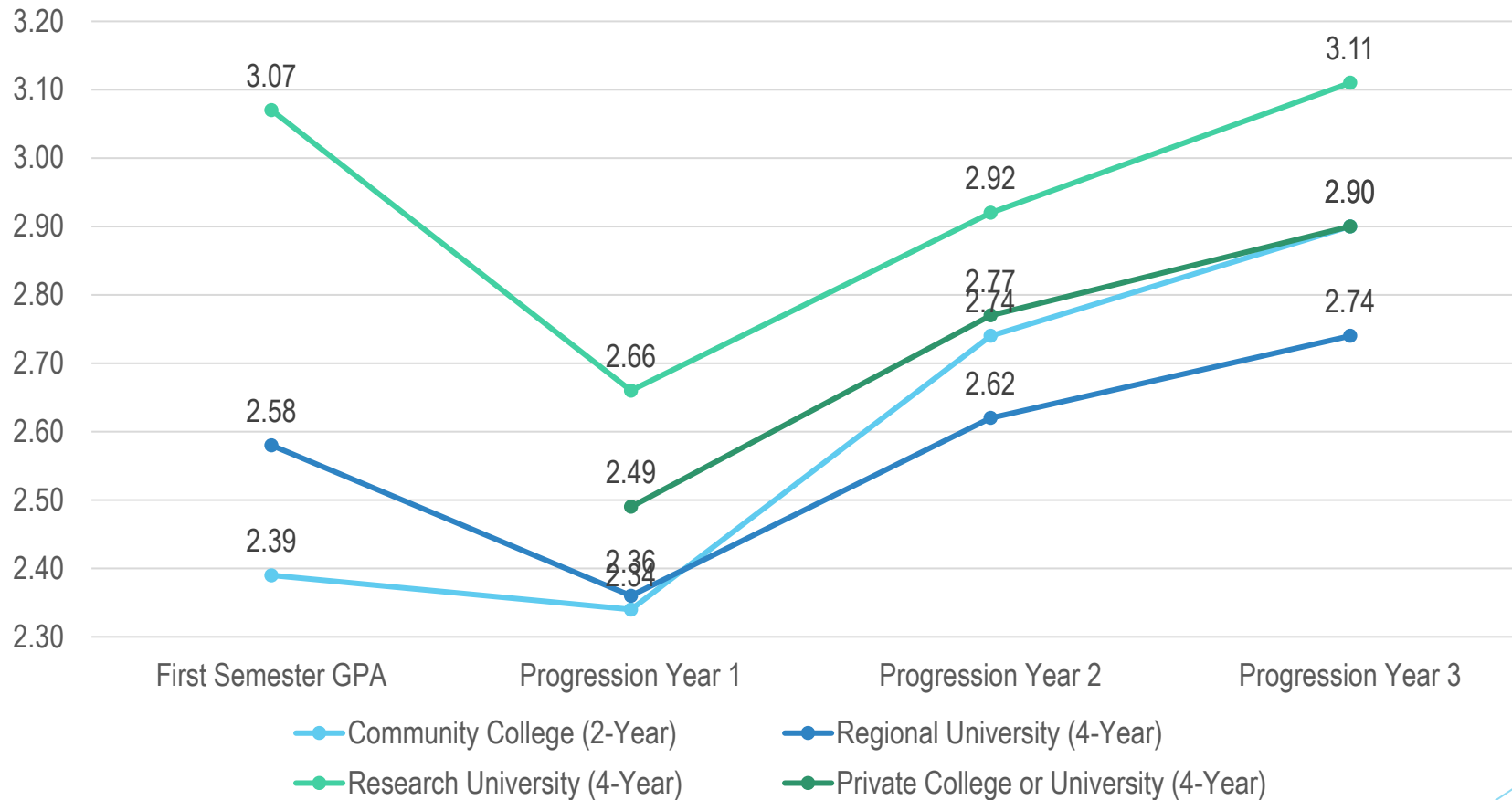
Transfer GPA by Originating Institutional Tier



Originating Institutional Tier	First Semester GPA	Transfer Year 1	Transfer Year 2	Transfer Year 3
Community College (2-Year)	2.39	2.34	2.74	2.90
Regional University (4-Year)	2.58	2.36	2.62	2.74
Research University (4-Year)	3.07	2.66	2.92	3.11
Private College or University (4-Year)	--	2.49	2.77	2.90



Transfer GPA by Originating Institutional Tier





Questions?

Contact Information:

Dr. Stephanie Baird – sbaird@osrhe.edu