



# Oklahoma Transfer Student Progression at a Glance

Presented by:  
Dr. Stephanie Baird, Associate Vice Chancellor for Research, Planning, and Evaluation



# Tracking Statewide Transfer Data

OSRHE's Unitized Data System (UDS) collects system-wide progression data on every student.

- ▶ **Progression** indicates retention or graduation into the next fall semester
  - ▶ Fall-to-fall transfer data (not semester-to-semester)
  - ▶ Does not distinguish among degree-seeking statuses
- ▶ Our dataset for today:
  - ▶ Fall 2016 **First-Time Entering** students (32,598 total students)
  - ▶ **Six-year** progression outcomes (retention or graduation)
  - ▶ Differentiates between **first-time transfers** and **total transfers** ("swirlers")



# Statewide Transfer Institution Matrix

Where are students transferring within our state system of higher education?



OKLAHOMA STATE REGENTS  
FOR HIGHER EDUCATION

*Improving our future by degrees*

# To which four-year institutions did two-year students transfer?



Originating Institution	Transfer Institution 1	Transfer Institution 2	Transfer Institution 3
<b>Carl Albert State College</b>	Northeastern State University	SE Oklahoma State University	University of Central Oklahoma
<b>Connors State College</b>	Northeastern State University	Oklahoma State University	OK Panhandle State University
<b>Eastern Oklahoma State College</b>	SE Oklahoma State University	Northeastern State University	Oklahoma State University
<b>Murray State College</b>	SE Oklahoma State University	East Central University	Oklahoma State University
<b>NE Oklahoma A&amp;M College</b>	Oklahoma State University	Northeastern State University	University of Central Oklahoma
<b>Northern Oklahoma College</b>	Oklahoma State University	University of Central Oklahoma	NW Oklahoma State University
<b>Oklahoma City Community College</b>	University of Oklahoma	University of Central Oklahoma	Oklahoma State University
<b>OSU – Oklahoma City</b>	University of Central Oklahoma	University of Oklahoma	Oklahoma State University
<b>OSUIT – Okmulgee</b>	Oklahoma State University	Northeastern State University	University of Central Oklahoma
<b>Redlands Community College</b>	SW Oklahoma State University	University of Central Oklahoma	Oklahoma State University
<b>Rose State College</b>	University of Central Oklahoma	University of Oklahoma	Oklahoma State University
<b>Seminole State College</b>	East Central University	University of Central Oklahoma	Oklahoma State University
<b>Tulsa Community College</b>	Oklahoma State University	Northeastern State University	University of Oklahoma
<b>Western Oklahoma State College</b>	SW Oklahoma State University	Oklahoma State University	Cameron University

# To which two-year institutions did four-year students transfer?



Originating Institution	Transfer Institution 1	Transfer Institution 2	Transfer Institution 3
<b>Cameron University</b>	Western Oklahoma State College	Oklahoma City Community College	OSU – Oklahoma City
<b>East Central University</b>	Murray State College	Oklahoma City Community College	Seminole State College
<b>Langston University</b>	Tulsa Community College	Rose State College	Oklahoma City Community College
<b>Northeastern State University</b>	Tulsa Community College	Connors State College	Carl Albert State College
<b>NW Oklahoma State University</b>	Northern Oklahoma College	Oklahoma City Community College	Tulsa Community College
<b>OK Panhandle State University</b>	Tulsa Community College	Northern Oklahoma College	OSUIT – Okmulgee
<b>Oklahoma State University</b>	Tulsa Community College	Northern Oklahoma College	Oklahoma City Community College
<b>Rogers State University</b>	Tulsa Community College	NE Oklahoma A&M College	OSUIT – Okmulgee
<b>SE Oklahoma State University</b>	Murray State College	Oklahoma City Community College	Connors State College
<b>SW Oklahoma State University</b>	Oklahoma City Community College	Redlands Community College	Tulsa Community College
<b>University of Central Oklahoma</b>	Oklahoma City Community College	OSU – Oklahoma City	Rose State College
<b>University of Oklahoma</b>	Oklahoma City Community College	Tulsa Community College	OSU – Oklahoma City
<b>University of Science &amp; Arts of OK</b>	Oklahoma City Community College	OSU – Oklahoma City	Murray State College

# To which public institutions did private institution students transfer?



Originating Institution	Transfer Institution 1	Transfer Institution 2	Transfer Institution 3
<b>Bacone College (2-Year)</b>	Northeastern State College	Tulsa Community College	OSUIT – Okmulgee
<b>Oklahoma Baptist University</b>	University of Central Oklahoma	University of Oklahoma	Oklahoma State University
<b>Oklahoma Christian University</b>	University of Central Oklahoma	Oklahoma State University	Oklahoma City Community College
<b>Oklahoma City University</b>	University of Central Oklahoma	University of Oklahoma	Oklahoma State University
<b>Randall University</b>	Oklahoma City Community College	University of Central Oklahoma	University of Oklahoma
<b>St. Gregory's University</b>	Oklahoma State University	University of Central Oklahoma	Seminole State College
<b>The University of Tulsa</b>	Oklahoma State University	OU Health Sciences Center	University of Oklahoma



# Which institutions admitted the most transfer students overall?

Top 10 Transfer Institutions		Number of Transfer Students Progressed
1.	University of Central Oklahoma	2,446
2.	Oklahoma State University	2,407
3.	University of Oklahoma	1,603
4.	Northeastern State University	1,265
5.	Oklahoma City Community College	1,204
6.	OU Health Sciences Center	1,070
7.	Tulsa Community College	873
8.	OSU – Oklahoma City	644
9.	East Central University	509
10.	Rose State College	483

**Nearly 19% of the cohort became transfer students by 2022.**

6,104 of the 32,598 students in the Fall 2016 cohort became transfer students.  
Each student transferred approximately three times, for a total of 17,374 transfers.

# Which institutions admitted the most out-of-state transfer students overall?



Top 5 Institutions for <u>FIRST-TIME</u> Out-of-State Transfer Students	Number of <u>FIRST-TIME</u> Out-of-State Transfer Students Progressed
1. OU Health Sciences Center	65
2. Oklahoma City Community College	38
3. Oklahoma State University	32
4. University of Central Oklahoma	18
5. OSU Center for Health Sciences	16

Top 5 Institutions for <u>TOTAL</u> Out-of-State Transfer Students	Number of <u>TOTAL</u> Out-of-State Transfer Students Progressed
1. OU Health Sciences Center	179
2. Oklahoma State University	102
3. Oklahoma City Community College	70
4. University of Central Oklahoma	51
5. University of Oklahoma	46





# Which institutions admitted the most Oklahoma's Promise transfer students?

Top 5 Institutions for OHLAP Transfer Students	Number of <u>FIRST-TIME</u> OHLAP Transfer Students Progressed	Number of <u>TOTAL</u> OHLAP Transfer Students Progressed
1. University of Central Oklahoma	119	378
2. Oklahoma State University	99	345
3. University of Oklahoma	97	294
4. Northeastern State University	91	275
5. Oklahoma City Community College	84	188

**1,005 Oklahoma's Promise students became transfer students.**

Each student transferred approximately three times, for a total of 2,877 transfers made by Oklahoma's Promise students.

# How did female students vs. male students transfer?



First-Time Female Transfer Students		First-Time Male Transfer Students	
Top 5 Institutions	Number of Transfer Students Progressed	Top 5 Institutions	Number of Transfer Students Progressed
1. University of Central Oklahoma	479	1. Oklahoma State University	380
2. Oklahoma State University	349	2. University of Central Oklahoma	277
3. OU Heath Sciences Center	333	3. University of Oklahoma	232
4. Oklahoma City Community College	306	4. Oklahoma City Community College	187
5. University of Oklahoma	285	5. Northeastern State University	168



# How did female students vs. male students transfer?

Total Female Transfer Students		Total Male Transfer Students	
Top 5 Institutions	Number of Transfer Students Progressed	Top 5 Institutions	Number of Transfer Students Progressed
1. University of Central Oklahoma	1,538	1. Oklahoma State University	1,316
2. Oklahoma State University	1,091	2. University of Central Oklahoma	908
3. OU Heath Sciences Center	880	3. University of Oklahoma	774
4. University of Oklahoma	829	4. Northeastern State University	467
5. Northeastern State University	798	5. Oklahoma City Community College	447

**60% females (3,664 students) and 40% males (2,440 students)** made up the Fall 2016 transfer cohort. Each of these students transferred approximately three times, for a total of 10,469 female transfers and 6,905 male transfers.



# GPA After Transfer

What are the success rates of Oklahoma transfer students?



OKLAHOMA STATE REGENTS  
FOR HIGHER EDUCATION

*Improving our future by degrees*

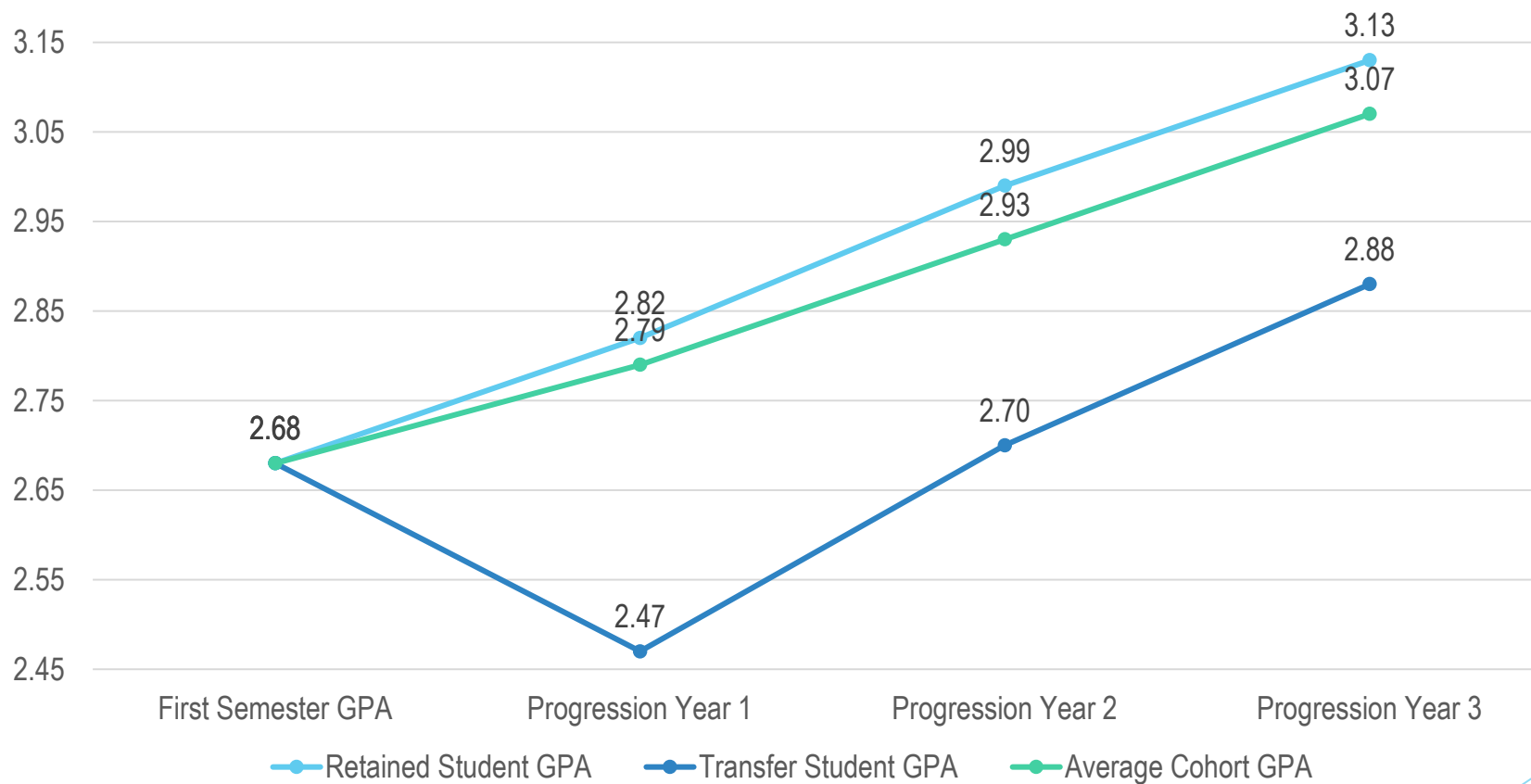


# GPA and Progression for Transfer vs. Non-Transfer Students

GPA Indicator	First Semester GPA	Progression Year 1	Progression Year 2	Progression Year 3
Retained at same institution	2.68	2.82	2.99	3.13
Retained at other Oklahoma institution	2.68	2.47	2.70	2.88
<b>Average Cohort GPA</b>	<b>2.68</b>	<b>2.79</b>	<b>2.93</b>	<b>3.07</b>

Transfer student GPAs declined, while retained student GPAs increased. But GPAs for retained students didn't increase per student; rather, the average GPA for retained students increased because poor performers weren't retained the next year.

# GPA and Progression for Transfer vs. Non-Transfer Students





# How do full-time and part-time students perform when transferring or not?

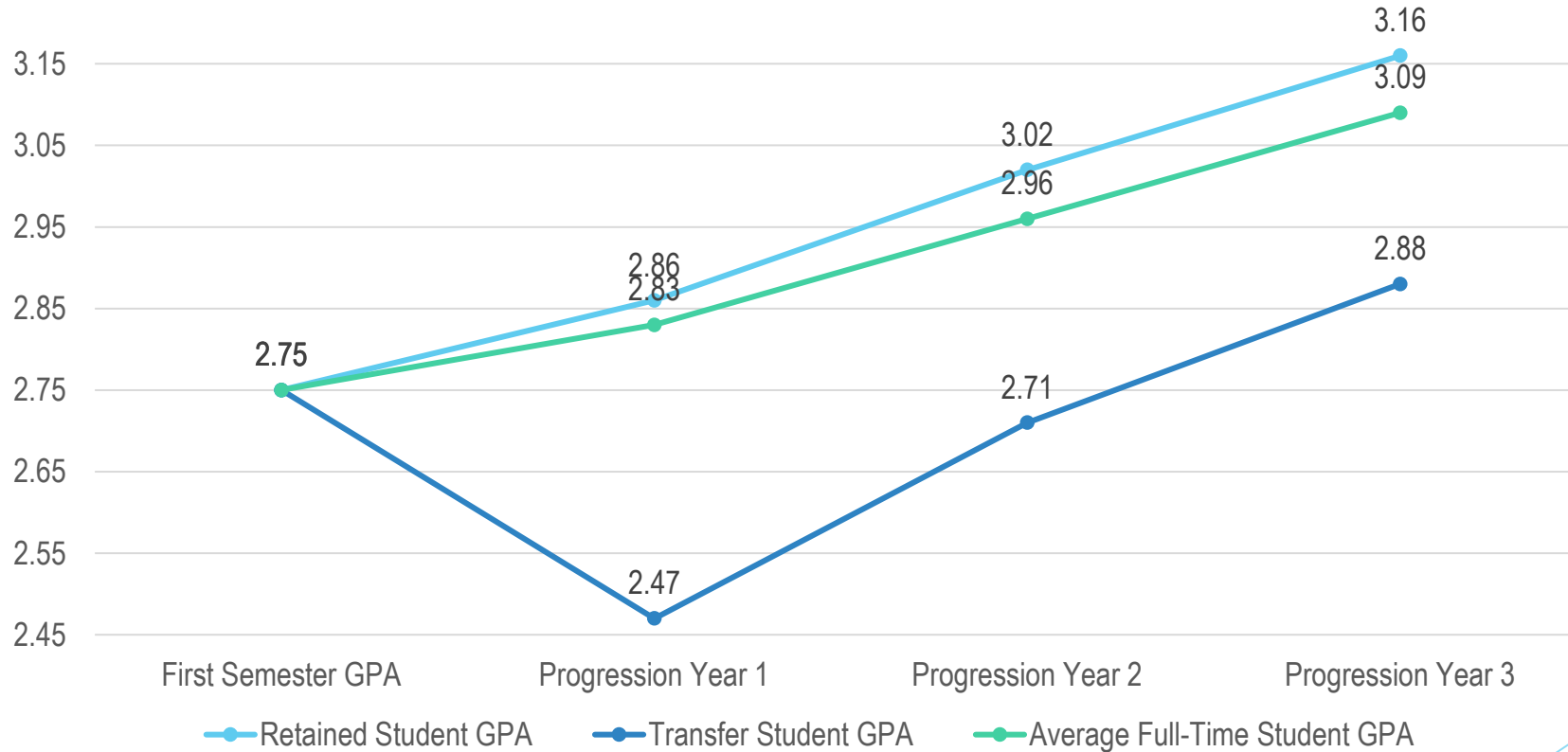
Full-Time GPA Indicator	First Semester GPA	Progression Year 1	Progression Year 2	Progression Year 3
Retained at same institution	2.75	2.86	3.02	3.16
Retained at other Oklahoma institution	2.75	2.47	2.71	2.88
<b>Average Full-Time Student GPA</b>	<b>2.75</b>	<b>2.83</b>	<b>2.96</b>	<b>3.09</b>

Part-Time GPA Indicator	First Semester GPA	Progression Year 1	Progression Year 2	Progression Year 3
Retained at same institution	2.30	2.55	2.75	2.84
Retained at other Oklahoma institution	2.30	2.45	2.56	2.83
<b>Average Part-Time Student GPA</b>	<b>2.30</b>	<b>2.54</b>	<b>2.72</b>	<b>2.84</b>



# How do full-time and part-time students perform when transferring or not?

## Full-Time Students

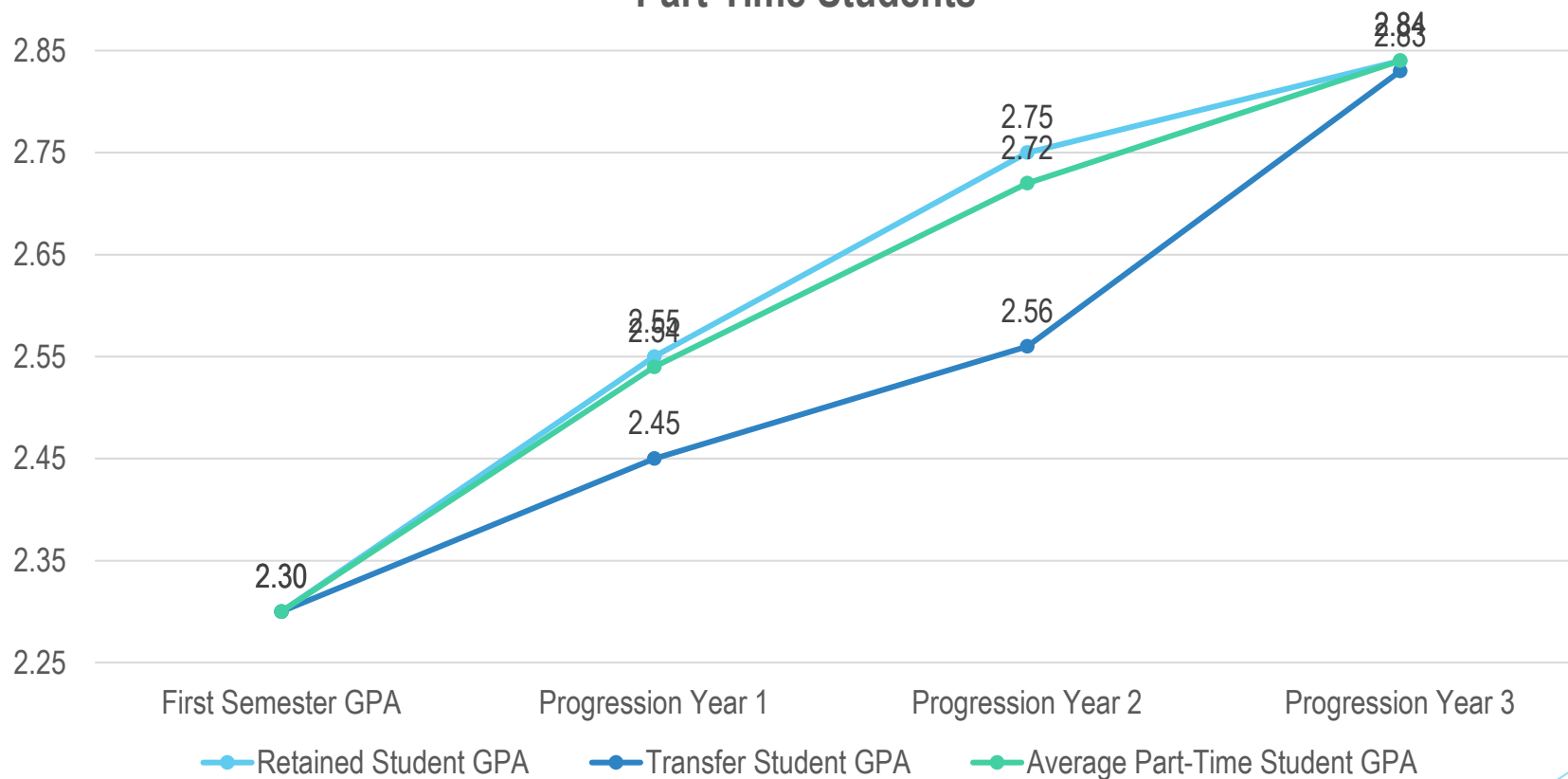




# How do full-time and part-time students perform when transferring or not?



### Part-Time Students

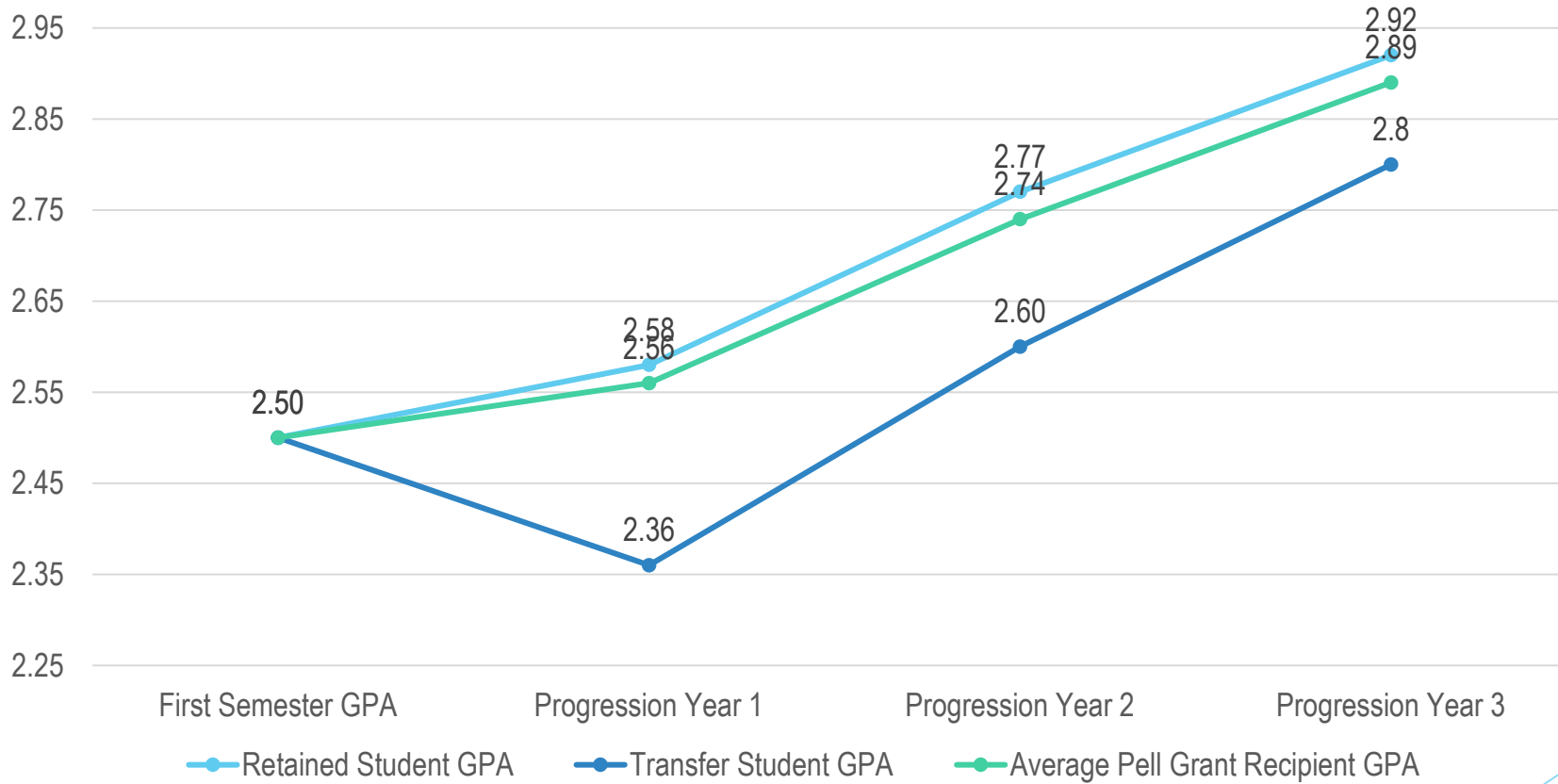


# Pell Grant Recipient GPA



Pell Grant Recipient	First Semester GPA	Progression Year 1	Progression Year 2	Progression Year 3
Retained at same institution	2.50	2.58	2.77	2.92
Retained at other Oklahoma institution	2.50	2.36	2.60	2.80
<b>Average Pell Grant Recipient GPA</b>	<b>2.50</b>	<b>2.56</b>	<b>2.74</b>	<b>2.89</b>

# Pell Grant Recipient GPA



# GPA by Gender



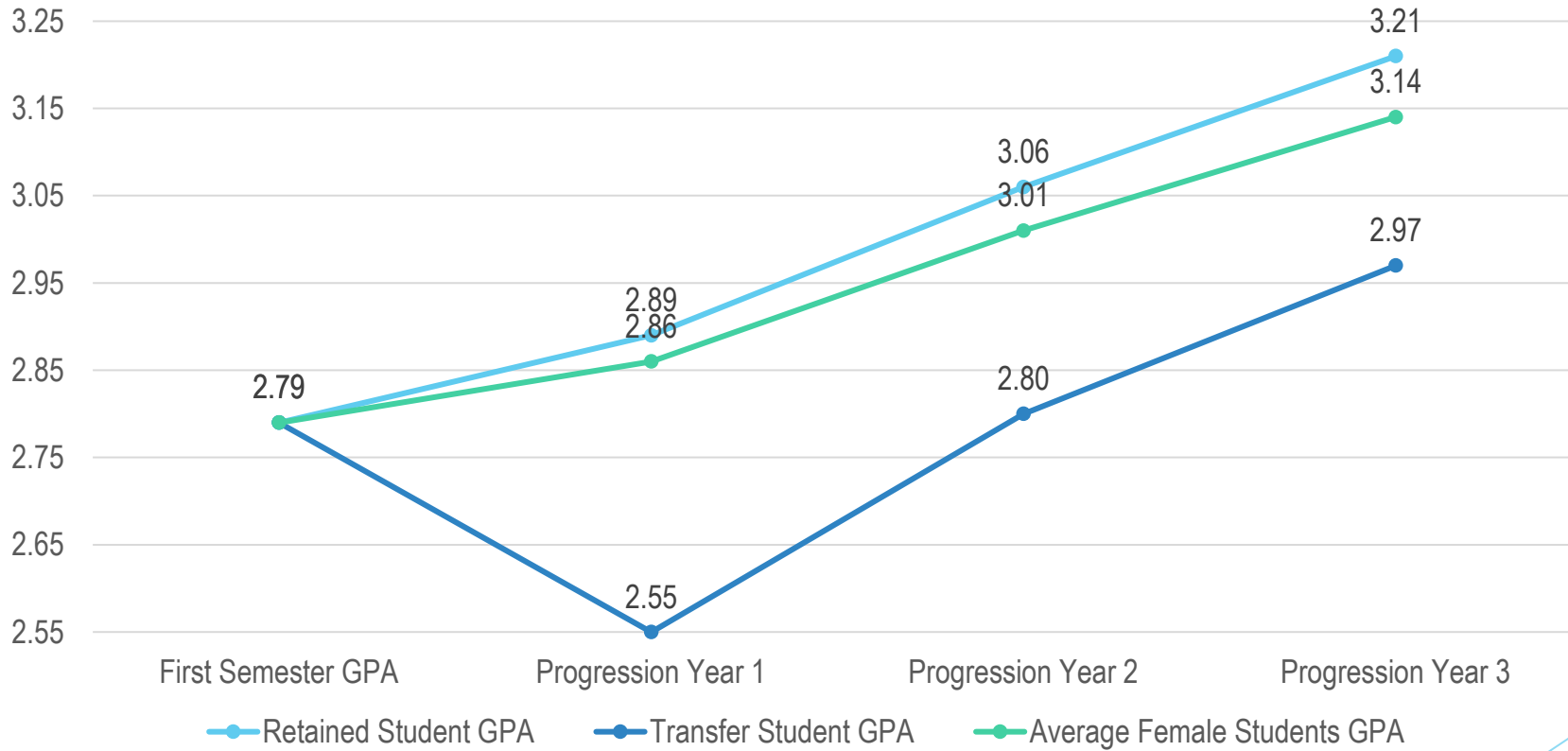
Female Students	First Semester GPA	Progression Year 1	Progression Year 2	Progression Year 3
Retained at same institution	2.79	2.89	3.06	3.21
Retained at other Oklahoma institution	2.79	2.55	2.80	2.97
<b>Average Female Student GPA</b>	<b>2.79</b>	<b>2.86</b>	<b>3.01</b>	<b>3.14</b>

Male Students	First Semester GPA	Progression Year 1	Progression Year 2	Progression Year 3
Retained at same institution	2.54	2.73	2.89	3.03
Retained at other Oklahoma institution	2.54	2.35	2.56	2.74
<b>Average Male Student GPA</b>	<b>2.54</b>	<b>2.70</b>	<b>2.82</b>	<b>2.96</b>

# GPA by Gender



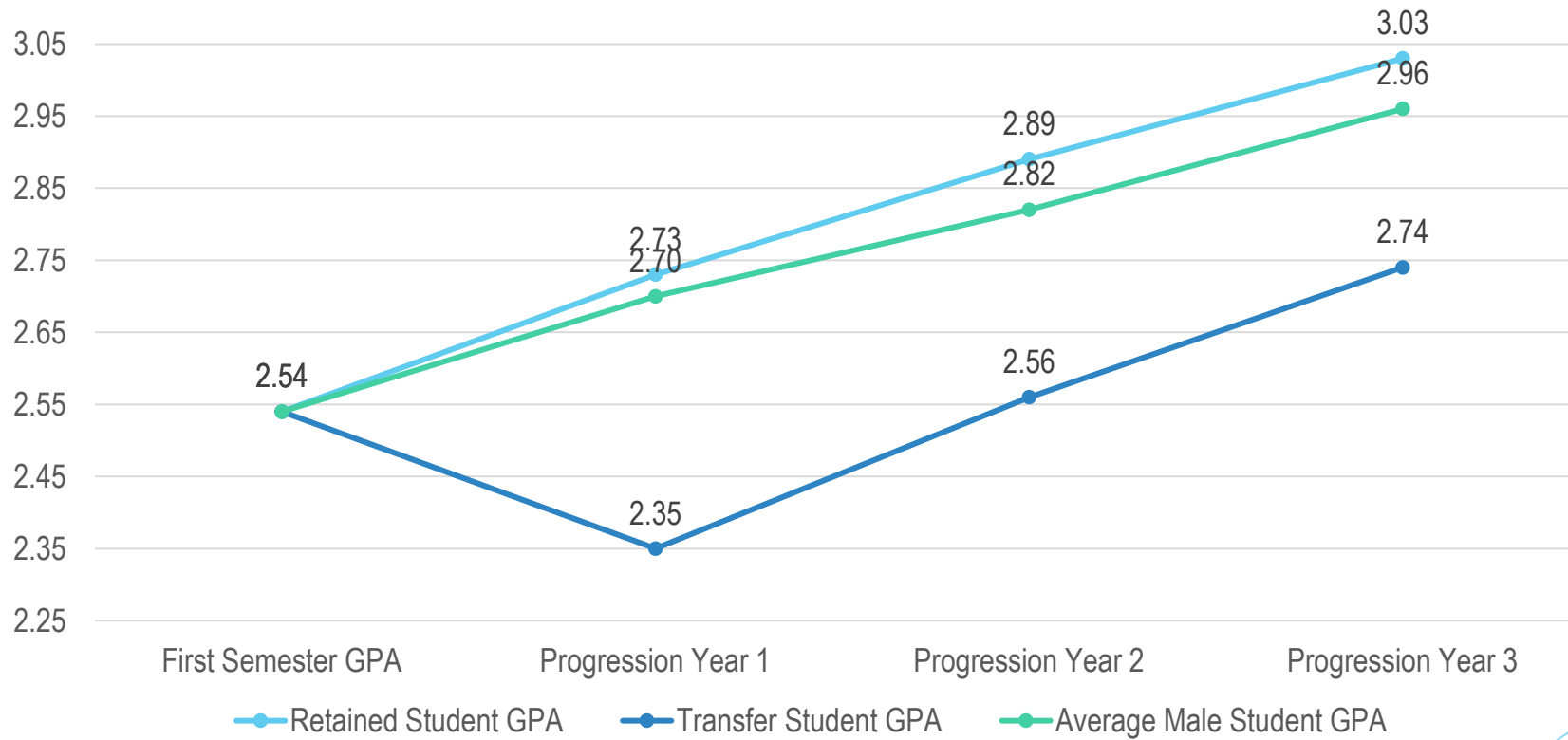
## Female Students



# GPA by Gender



## Male Students



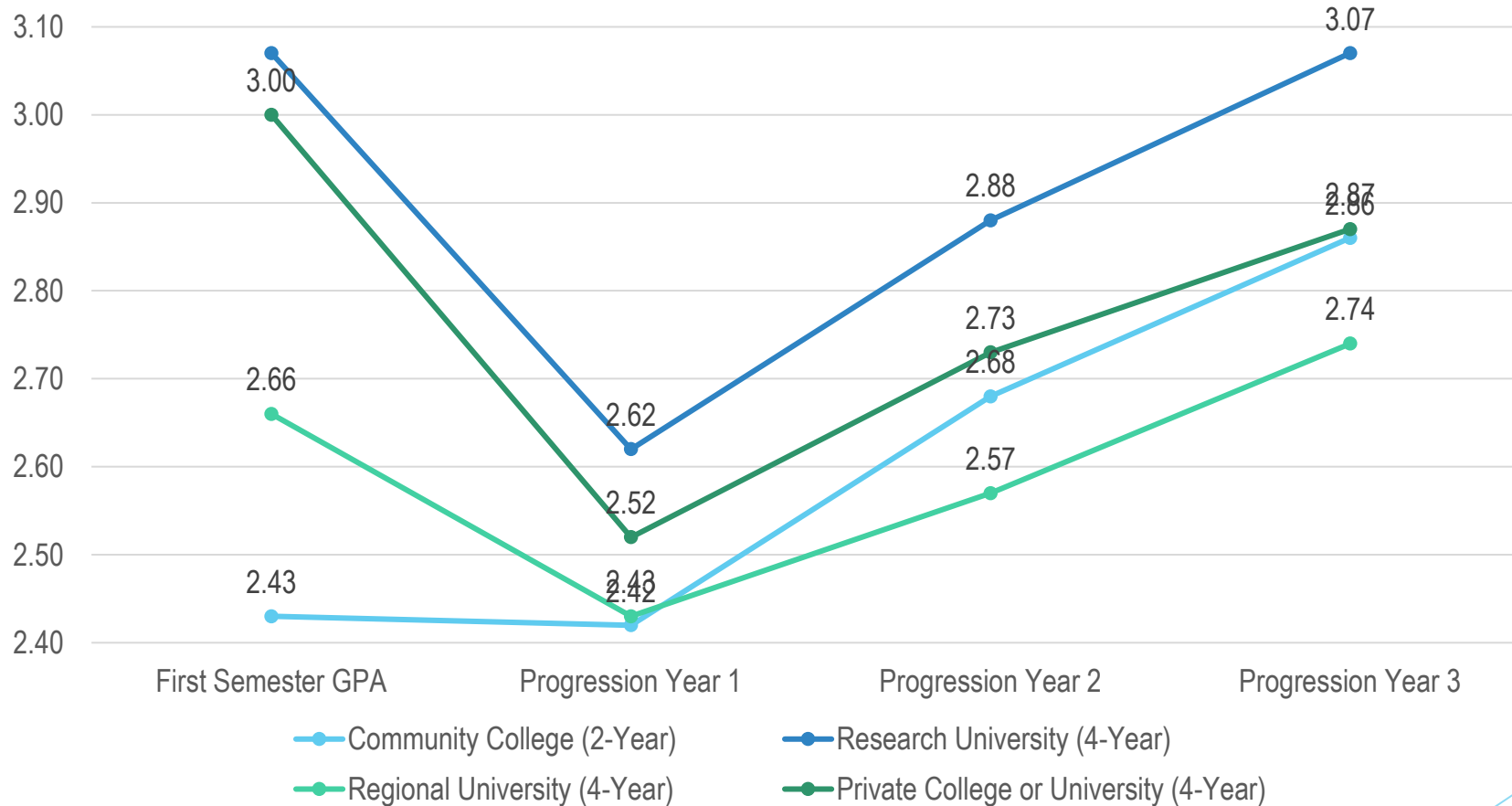
# Transfer GPA by Originating Institutional Tier



Originating Institutional Tier	First Semester GPA	Transfer Year 1	Transfer Year 2	Transfer Year 3
Community College (2-Year)	2.43	2.41	2.68	2.86
Research University (4-Year)	3.07	2.62	2.88	3.07
Regional University (4-Year)	2.66	2.43	2.57	2.74
Private College or University (4-Year)	3.00	2.52	2.73	2.87



# Transfer GPA by Originating Institutional Tier







# Questions? Discussion?

Contact Information:

Dr. Stephanie Baird – [sbaird@osrhe.edu](mailto:sbaird@osrhe.edu)